

Royal
Geographical
Society
with IBG



New India



Situation

In the last ten years India has undergone much change due to both physical and human influences. Many young adults growing up through this intense change are much more accustomed to technological advances and western influences as well as the huge environmental hazards India experiences. It is felt, by some, that today's young adults are losing touch with traditional India.

Task

Imagine that you have been asked by an Indian television company to produce a News Report on Changing India. They have not said what type of report this is so you could choose from a report for the television magazine, a radio report or a television report. Your report needs to be presented as the final one so you will have to either produce the final magazine report, or write a transcript for radio or present the television report in front of your class (this could include use of a PowerPoint Presentation). Just as in most occupations, you will work as part of a team. Whilst extremely important, team work presents the challenge of knowing everything about what everybody else is doing!

Time Allowed

You will have **six** lessons and **three** homeworks for this assessment. You will need to use your classwork and homework time carefully so that you keep to the time plan. You will probably have to arrange to meet together outside of your lesson time. Maybe at lunchtime - this counts as homework time! It is everyone's responsibility to make sure that your News Report is ready by the deadline.

Hand in Date:

For presentation of News Report:
For all other paperwork:




You will Need to Hand In

Hand in the following stapled together:

- A list of sources that you used and a critical evaluation of them which included detection of bias and comments on how valid you think the information is.
- Your plan for the assessment (Resource Sheet C6-8)
- Your draft notes
- Your comment on what you have learnt about India, team work and Citizenship. (Resource Sheet D8)

Hand in separately:

- Your group News Report

 <p>Royal Geographical Society with IBG</p>	 <h1>New India</h1>	 <p>Geography TeachingToday.org.uk</p>
<h2>Use of Sources</h2> <p>As you look up information remember to make a note of the title, author, and date it was published. Before using your source you need to consider how you think that your information may be biased. Think about whom it is produced by, the focus of the information and when it was produced. For each source you intend to use state how valid (trustworthy) it is. Think about when it was produced and whether or not things have changed, qualifications and experience of the author, the depth of information and how it is presented. Add your own points of view about the bias and trustworthiness of the sources.</p>		<h2>Resources You will Need:</h2> <p><i>Levelling Grid</i> <i>Resource Sheet C6-8 - Plan</i> <i>Resource Sheet D8 - Summary of News Report</i> Paper Pictures PowerPoint</p>
<h2>Geography Assessment Criteria</h2> <p>You will be assessed on the key concepts of:</p> <ul style="list-style-type: none"> Place Interdependence Cultural Understanding and Diversity <p>You will be assessed on the key processes of:</p> <ul style="list-style-type: none"> Your approach to enquiry - how you plan your work (Resource Sheet C6-8) Your use of sources Your presentation techniques Your ability to draw conclusions Your ability to communicate effectively in different writing styles <p style="text-align: center;">Use your levelling grids to work out what you actually need to do for your target levels.</p>	<h2>Citizenship Assessment Criteria</h2> <p>You will be assessed on the key concepts of:</p> <ul style="list-style-type: none"> Values and attitudes Diversity Interdependence <p>You will be assessed on the key processes of:</p> <ul style="list-style-type: none"> Enquiry - how you look at your own assumptions and your own views because of what you have found out from your own research Sources 	

Royal
Geographical
Society
with IBG



New India



Preparation Work

- 1) Produce a plan for your report which says who will do what and when by (Resource Sheet C6-8). Divide the sections up sensibly as some are longer than others.
- 2) Research your section of the news report. Remember to keep a list of the resources that you use and to critically evaluate them and detect and comment on their bias before you use them.
- 3) Draft out your notes and check and correct your spelling. Keep this draft as you will need to hand it in.
- 4) Decide on a title for your complete news report and your own section. Make them catchy.
- 5) As a group put your news report together in draft. Have this checked and correct your errors.
- 6) Produce your neat and final news report. This should be word processed if written. If it is spoken, then your notes need to be word-processed. Remember to check for grammatical errors and to correct them.
- 7) Present your report to other students. If you have chosen a written report you just need to show the class what you have done and say who has done what.
- 8) Complete the Group Summary Sheet (Resource Sheet D8) to show what you have learnt about the topic whilst working in a team.

Royal
Geographical
Society
with IBG



New India



Geography
Teaching Today.org.uk

In your report cover these ideas

Your news report will need to cover the following concepts (ideas) but you need to be careful with what you report and how you do it.

Remember the emphasis is on analysis of key physical and human features and processes and how they have brought change.

- a) Location of India on a World map which links to a detailed hand drawn map that locates India's main physical and human features.
- b) Description, explanation and *detailed analysis* of India's physical Geography at a variety of scales (national, regional and local). You should cover India's relief, tectonic processes, and climatic features. *An explanation of the changes in the physical characteristics of key places in India over time.* Remember to include individuals' views on India's physical Geography.
- c) Description, explanation and *detailed analysis* of India's human Geography at a variety of scales (national, regional and local). You should cover India's population, settlements, trade, technological advancements, and medical care. *This should include an explanation of the changes in the human characteristics of key places in India over time.* You should show where there are inequalities and give reasons for how different kinds of rights need to be protected, supported and balanced. Remember to include individuals' views on India's human Geography.
- d) Description and explanation as to how human and physical interactions create diversity at different scales (national, regional and local). You should cover religions, beliefs, values, cultures, and customs. You need to show an understanding of the *complexity* of identities and diversity in groups and communities. Highlight citizenship issues, problems and events and *analyse* how these affect different groups within India and how these have changed with time. You should show where there are inequalities and give reasons for how different kinds of rights need to be protected, supported and balanced. Remember to include individuals' views on these issues.
- e) Give reasons as to how India is responsible for the impact of some of the changes in the global community. You consider where there are inequalities and give reasons for how different kinds of rights need to be protected, supported and balanced.

Royal
Geographical
Society
with IBG



New India



Geography
Teaching Today.org.uk

Writing Styles

You will need to use report (information) writing for your news report. This will need careful planning. You will need to decide which facts you need to use, which tenses to write in and how you will present your work. Report writing requires the use of catchy titles and sub-headings. You can put information into boxes if you wish. Maps and pictures are also required but you must refer to them in your writing. Carefully plan what you write and how you will write it as you need to keep your reader interested. Remember that level 8 work requires more *analysis* and details on *change over time*. You could use the writing frame on the next page, if you wish.

Remember to use a lot of geographical vocabulary for nouns, verbs, and adjectives. Make your writing flow well by using time, explanatory and comparison connectives (use the vocabulary lists opposite and below).

Useful Connectives

Connectives for Time

after
next
then

Connectives for Explanation

resulting from
triggering

Connectives for Comparison

also
like
similarly

Useful Vocabulary

citizen
connections
diversity

globalisation
impression
interdependence
monsoon

perceptions
poppadom
recycling

settlement
slum
state

transnational
company
western culture

Royal
Geographical
Society
with IBG



New India



Structure for Writing

Your structure could be like this:

Section 1 - Introduction - an outline of what this report is about, what it will include, and why it is important.

Section 2 - Location of India on a World map which links to a detailed hand drawn map that locates India's main physical and human features.

Section 3 - Description, explanation and *detailed analysis* of India's physical Geography at a variety of scales (national, regional and local). You should cover India's relief, tectonic processes, and climatic features with an *explanation of the changes in the physical characteristics of key places in India over time*. Remember to include individuals' views on India's physical Geography.

Section 4 - Description, explanation and *detailed analysis* of India's human Geography at a variety of scales (national, regional and local). You should cover India's population, settlements, trade, technological advancements, and medical care. *This should include an explanation of the changes in the human characteristics of key places in India over time*. You should show where there are inequalities and give reasons for how different kinds of rights need to be protected, supported and balanced. Remember to include individuals' views on India's human Geography

Section 5 - Description and explanation as to how human and physical interactions create diversity at different scales (national, regional and local). You should cover religions, beliefs, values, cultures, and customs. You need to show an understanding of the *complexity* of identities and diversity in groups and communities. Highlight citizenship issues, problems and events and *analyse* how these affect different groups within India and how these have changed with time. You should show where there are inequalities and give reasons for how different kinds of rights need to be protected, supported and balanced. Remember to include individuals' views on these issues.

Section 6 - Give reasons as to how India is responsible for the impact of some of the changes in the global community. You consider where there are inequalities and give reasons for how different kinds of rights need to be protected, supported and balanced.

Section 7 - Conclusion - A detailed and convincing summary of your main points (probably two or three from each section) that matches what you have said earlier in your news report. You should also include your own opinions, with your reasons, on what you have found out.